

Experience the freedom

LTV[®] 1150 ventilator (patients 5 kg to adult)



Confidence

The LTV® 1150 ventilator combines high-level patient care with clear, easy operation for the caregiver. A patient on an LTV 1200 ventilator in a hospital may transfer almost seamlessly to the LTV 1150 to go home. This reduces strain on the patient and increases the caregiver's confidence that their patient will have a successful transition to home. The LTV ventilator offers easy and secure solutions for travel, reducing the need for any changes in patient care, or caregiver training to move smoothly through both the interruptions and routines of daily life.

Versatility

The compact shape of the LTV 1150 ventilator allows unprecedented portability and convenience in a home care ventilator. Use the LTV ventilator on a stand, in a backpack or in a custom carrier. Mount it on a wall, the frame of a bed or have multiple mounting places throughout your home or care center using the LTV dovetail bracket mounting system. You may even install a mounting bracket in your automobile or van.*

Comfort

Use the LTV 1150 ventilator with the SprintPack Lithium Ion Power System and travel with comfort and confidence. The SprintPack dual battery system provides up to 5 hours of battery power when fully charged. In addition, the LTV 1150 ventilator has an internal battery for emergency back-up, providing an extra layer of security.

* We recommend that the strength and integrity of the surface you choose to install a mounting bracket is sufficient to withstand the required load.



Confidence, versatility and comfort

The LTV 1150 ventilator offers many ventilation modes with wide parameters for those modes. Unlike any other home care ventilator on the market today, the LTV 1150 ventilator allows highly customizable settings for increased patient success through periods of stability or acceleration of their respiratory conditions.

Breath types include: Volume and Pressure Control, Pressure Support and Spontaneous. Ventilation modes include: Control, Assist/Control, SIMV/CPAP and Noninvasive. In addition, the internal PEEP and SBT offer extended value.

With over 50,000 LTV ventilators installed throughout the world, the LTV technology and reliability in patient care is established and growing.

LTV 1150 ventilator specifications

Physical specifications with boots (approx.)

Weight	14.5 lbs (6.5 kg)
Height	3.25" (8.4 cm)
Width	10.5" (27 cm)
Depth	13.5" (38 cm)

Variable alarms

Apnea interval	10 to 60 seconds
High pressure limit	5 to 100 cmH ₂ O
Low peak pressure	Off, 1 to 60 cmH ₂ O
Low minute volume	Off, 0.1 to 99 liters
High PEEP	Off, 3 to 20 cmH ₂ O above set PEEP
Low PEEP	Off, -3 to -20 cmH ₂ O below set PEEP
High rate	Off, 5 to 80 bpm
Alarm volume	60 to 85 dBA

Controls

Power	On/standby
Ventilation modes	Control, Assist/Control, SIMV/CPAP and NPPV
Breath types	VC, PC, PS and Spontaneous
Breath rate	0 to 80 bpm
Tidal volume	50 to 2000 mL
Inspiratory time	0.3 to 9.9 seconds
PC/PS/Spont. flow	160 lpm
Pressure control	1 to 99 cmH ₂ O
Pressure support	1 to 60 cmH ₂ O
Sensitivity	Off, 1 to 9 lpm
PEEP/CPAP	0 to 20 cmH ₂ O
Insp/Exp hold	6 second maximum
Manual breath	1 x current settings
Control lock	Easy or hard unlock options

Monitors and indicators

Peak inspiratory pressure	0 to 120 cmH ₂ O
Mean airway pressure	0 to 99 cmH ₂ O
PEEP	0 to 99 cmH ₂ O
Breath rate	0 to 250 bpm
Airway pressure display	-10 to 108 cmH ₂ O
Exhaled tidal volume	0 to 4,000 mL
Exhaled minute volume	0 to 99.9 liters
I:E ratio	99:1 to 1:99, measured
Calculated peak flow	10 to 100 lpm
AutoPEEP	0 to 100 cmH ₂ O
Static compliance	1 to 999 mL/cmH ₂ O
Patient effort	Green LED

Fixed alarms

Disconnect/sense
External power, low and lost
Internal battery, low and empty
Ventilator inoperative

Extended features

Spontaneous breathing trial (SBT)
Ventilator presets (on/off)
Variable rise time
Variable flow termination
Variable time termination
Pressure control flow termination
Leak compensation
Apnea interval

Pneumatic specifications

Low pressure O ₂ source	<80 lpm, <10 PSIG
------------------------------------	-------------------

Power indicators

External power	Green and amber LEDs
Battery charge status	Green, amber and red LEDs
Battery level	Green, amber and red LEDs

Power specifications

Ventilator input	11 to 15 VDC
AC adapter input	100 to 250 VAC
	50 to 60 Hz

Environmental specifications

Operating temperature	5° to 40° C (40° to 104° F)
Storage temperature	-20° to 60° C (-4° to 140° F)
Operating humidity	15% to 95% relative
Storage humidity	10% to 95% relative
Shock compliance	MIL-STD-810F
Vibration compliance	MIL-STD-810F

Standards and regulatory compliance


RTCA/DO-160F
ANSI/UL STD 60601-1
IEC 60601-2-12
cETLus
CAN/CSA C22.2 STD NO. 601.1


Accessories


Accessories	Part number
Floor stand	10611
Table stand	10695
SprintPack Lithium Ion Power System	19222-001
SprintPack transport pack	19102-001
SprintPack replacement battery cell	19444-001
Short crossbar	11451
Long crossbar	11452
Humidifier pole	11453
Utility basket	11450

For more information, please contact Customer Service in the United States at: **800.754.1914** and International at: **+1 763.398.8300**.

LTV 1150 product specifications are subject to change. Please consult your Sales Representative or CareFusion if you have any questions regarding updates to the product specifications.

 **WARNING**—U.S. Federal Law restricts this device to sale by or on the order of a physician.

 CareFusion
22745 Savi Ranch Parkway
Yorba Linda, CA 92887
800.231.2466 toll-free
714.283.2228 tel
714.283.8493 fax

 CareFusion Germany 234 GmbH
Leibnizstrasse 7
97204 Hoechberg
Germany
+49 931 4972-0 tel
+49 931 4972-423 fax

 0086

CareFusion
Yorba Linda, CA

carefusion.com

© 2010 CareFusion Corporation or one of its subsidiaries. All rights reserved. LTV is a trademark or registered trademark of CareFusion Corporation or one of its subsidiaries. RC1327-01 (1210/4000) P/N 18845-001 Rev. C

